



## MARY IMMACULATE PRIMARY

~ NEWSLETTER ~

Term 2 Week 3: Monday 14th May 2018



Dear Parents / Caregivers,

### WINTER / SUMMER UNIFORM TRANSITION

#### FULL WINTER UNIFORM - NEXT MONDAY 21st MAY

Due to the arrival of the cool weather now, we request that the children commence wearing their full winter uniform this week. With the weather being a little unpredictable, if the weather is warm, children are welcome to wear summer uniform this week.

Please note that children are to wear full winter or summer uniform not a mixture.

**Full winter uniform is to be worn by all students next Monday for school photos and onwards.** Thank you for your co-operation.

#### WINTER UNIFORMS 2018 NOW AVAILABLE

**All winter uniforms are now available for purchase.**

The Uniform Shop is open every Tuesday and Friday 8.30-10.00am. Orders can be placed via email to [elle@ozfashions.com.au](mailto:elle@ozfashions.com.au) (order forms can be found on your school website) or you can order via the QKR APP. For any further enquiries please contact Elle via email: [elle@ozfashions.com.au](mailto:elle@ozfashions.com.au) or 0421 216 414

With appreciation of your ongoing support,

Stephen Dowd, Principal

GRADE	DATE	EVENT
Years 3 and 5	Tuesday 15th - 17th May	NAPLAN Assessments
Year 6 (Selected Students)	Tuesday 15th May	Debating - Our Lady of Angels Rouse Hill
Year 1	Wednesday 16th May	Excursion - Featherdale Wildlife
Years 1 and Year 4	Thursday 17th May	Parish Mass - 9:15am
Whole School	Friday 18th May	Walk to School Safely Day Assembly – 2:45pm

125 Barnier Dr Quakers Hill NSW 2763

[www.maryimmacqhill.parra.catholic.edu.au](http://www.maryimmacqhill.parra.catholic.edu.au) T: 9933 7800 E: [mimmac@parra.catholic.edu.au](mailto:mimmac@parra.catholic.edu.au)



## SCHOOL FEES 2018 - Term 1 Fees Now Overdue

### Term 2 Statements arriving soon

Term 1 2018 fees are now to be finalised.

Families will be receiving Term 2 Statements shortly. These Statements will include any Term 1 outstanding balances. **For families not on a Flexible Payment Plan, please ensure Term 1 2018 fees are finalised via internet banking this week or contacting the school 9933 7800 to pay over the phone.** Should you wish to setup a flexible payment plan or are experiencing difficulty with fees, please contact the School via email: [cnalletamby@parra.catholic.edu.au](mailto:cnalletamby@parra.catholic.edu.au) or 9933 7800. If any of your contact details have changed including mailing address, email or mobile phone numbers, please ensure you advise the School to update our records.

## NAPLAN 2018: Years 3 & 5

### This Tuesday 15th - Thursday 17th May




The National Assessment Program – Literacy and Numeracy (NAPLAN) is an annual assessment for students in Years 3 and 5. It has been an everyday part of the school calendar since 2008.

NAPLAN tests the sorts of skills that are essential for every child to progress through school and life, such as reading, writing, spelling and numeracy. The assessments are undertaken nationwide, every year, in the second full week in May.

NAPLAN is made up of tests in the four areas (or 'domains') of:

- reading
- writing
- language conventions (spelling, grammar and punctuation)
- numeracy.

NAPLAN tests skills in literacy and numeracy that are developed over time through the school curriculum.



## BOOK CLUB NEWS

Thank you to everyone who ordered from Issue 2. We received scholastic rewards to the value of \$150, which will be used to purchase books and learning resources.

Issue 3 of Scholastic Book Club was sent home last Friday.

**Orders need to be placed by this Friday 18th May.** We accept credit card online payments using LOOP: [www.scholastic.com.au/LOOP](http://www.scholastic.com.au/LOOP). **We do not accept cash payments. Please disregard option 2 on Book Club order form.**

Happy reading! - Mrs Henson (Book Club Co-ordinator)



## ARRIVAL AT SCHOOL

**Supervision begins at 8:25am.**

**Children should not be left at school before this time.**

A 'kiss and drop' zone operates in the morning if you do not wish to walk your child into school. Adults must stay in the car at all times if using the 'kiss and drop' zone. The children's bags must be in the car with them to ensure they can exit quickly. At no time can a car be left unattended in the 'kiss and drop' zone. If you wish to walk your child into school, please drive up the ramp to the car park. Children take their bags to the classroom and then must go straight to the playground for supervision. No one is to remain in the building before school unless they have made a formal appointment with a staff member. If this is the case, you must sign in at the office. Parents who come down onto the playground are asked to stand to the side and allow their child to socialise with the other children on the playground. The perimeter gates are locked each morning.

The Barnier Drive main gate entrance remains open during the day.

## DEPARTURE FROM SCHOOL

**School finishes at 3:20pm and we appreciate your efforts to pick up your child promptly at this time.**

Supervision ceases at 3:40pm. The 'kiss and drop' zone does not operate in the afternoon. Parents/caregivers are required to park in the top car park and collect children from the designated point outside the building. Please do not go into the building to collect children from classrooms. Please note, children are not allowed to walk to the car park and meet their parents. They must be collected from the teacher. The perimeter gates are closed after the last bus leaves in the afternoon. If there is an emergency and you are late to collect your child, please contact the school office. Children can become anxious when parents are late or they are unclear about their afternoon arrangements.

**Students arriving before 8:25am or remaining at school after 3:30pm are required to be enrolled in COSHC. Students are not to be left outside the school main gate unsupervised. This is a child protection issue of grave concern.**

## CARPARK ETIQUETTE

Parents are reminded that all cars need to be parked in **Marked spaces only**. This allows for the safe passage of other cars through the car park whilst also maximising the safety of all pedestrians, including all children, at all times. Please respect other members of the community by using the car park in a safe and respectful manner.



## MARY IMMACULATE ATHLETICS FUN DAY 2018

Blacktown Olympic Sports Park, Rooty Hill.

**Monday 28th May 9:00am - 2:30pm**

All students from Kindergarten to Year 6

Full sports uniform with House Colour shirts.

Permission Notes are to be completed and returned to class teachers by next Tuesday 22nd May.




## PARENT HELPERS REQUIRED for Book Covering in the Library

The school library has new books for the students to enjoy. Before distribution, they need to be covered. If any parent can spare two hours (9am - 11am) on a Monday morning to assist, it would be very much appreciated. Thank you.

## SPARE UNDERWEAR REQUEST

Can we please request a pair of spare underwear as well as socks for boys and socks/stockings for girls in your child's school bag. Little accidents may occur. Also if your child has borrowed spare clothes from our school office can you please return them to the office as soon as possible.

Thank you.



## SCHOOL PHOTOS

School photos will be taking place next  
**Monday 21st and Tuesday 22nd May.**

Students are required to wear full winter uniform.

Photo envelopes are to be brought in on the day of photos or order online. Details on page 6.

## YOUNGER WIDOWED SUPPORT GROUP

Solo Parent Services' Younger Widowed Support Group is held on the 3rd Tuesday of this month. The Support Group is for men and women widowed at a younger age with or without children.

**Next gathering: This Tuesday 15th May.**

Venue: 13 Buller St, North Parramatta.

Time: 7pm

Cost: \$5.00.

Registration: Rita Ph. 8843 2575 or

Email: [soloparentservices@ccss.org.au](mailto:soloparentservices@ccss.org.au)



## TAPERED THE BARBERSHOP

Shop 15, 216 Farnham Road Quakers Hill Ph: 9837 1399

Local Barbershop - Come and See Us

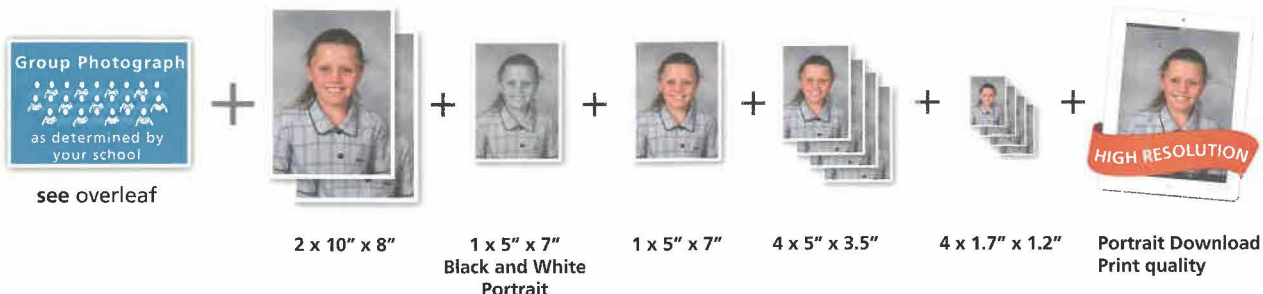
### TRADING HOURS

Monday	CLOSED
Tuesday	9am - 5:30pm
Wednesday	9am - 5:30pm
Thursday	9am - 8pm
Friday	9am - 5:30pm
Saturday	9am - 4pm
Sunday	10am - 3pm

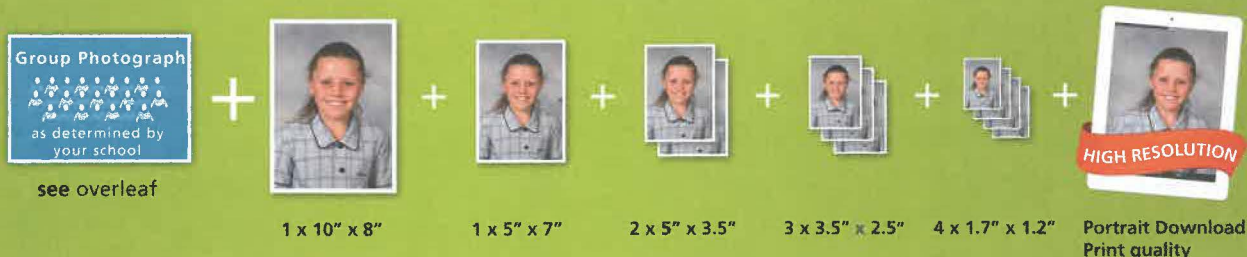




## Premium Pack

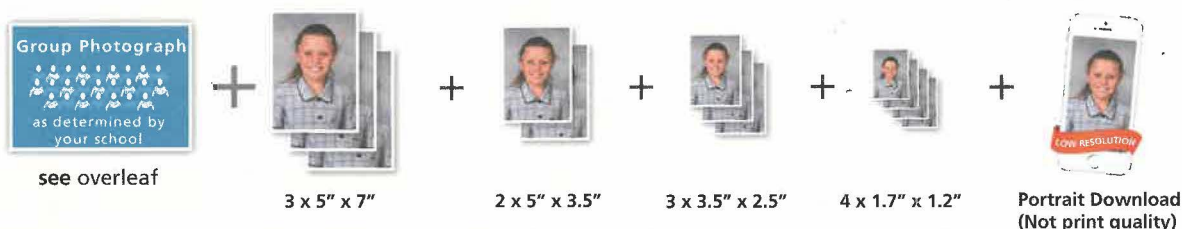


## Classic Pack

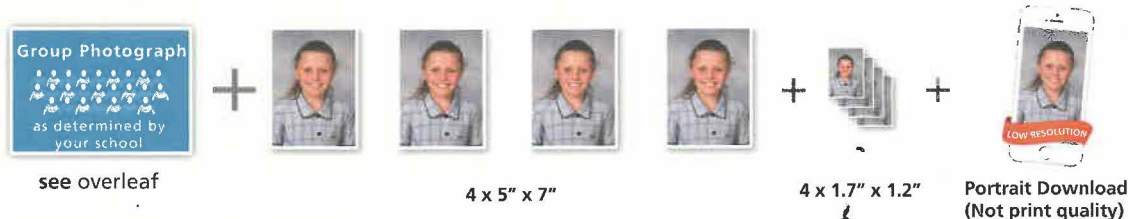


## Value Pack

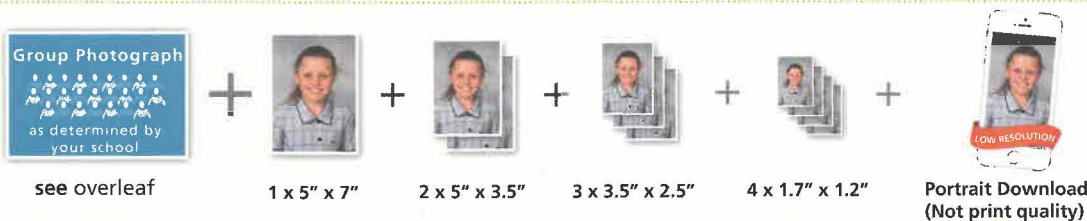
popular choice



## Essential Pack



## Basic Pack



\* Only available when purchasing one of the packs listed above.

## Gift Pack\*

All 12 items



## Group Only



More products and options  
available - Order Online!

Visit [www.msp.com.au](http://www.msp.com.au)

## Group Style



Master Class

## How to Order

### 1 Select

Choose your photo package from the samples shown overleaf

### 2 Order

Fill out the order form on right.

Check student details are correct

Tear off these instructions

Your school has selected the group as shown

### 3 Payment

Calculate total of order. Place cash, in envelope.

**NO CHANGE CAN BE GIVEN**

Credit card payments can be made only with prior arrangement,  
by calling our MSP office.

**No Cheques are accepted.**

### 4 Return

Seal the envelope and return it to your school on or before photo day.

### 5 On Photo Day

Every student must present *their own* envelope to the photographer on photo day, even if payment is included in a brother's or sister's envelope

## What to remember



- Family photo order forms are available at the school office.
- All orders received after photo day are subject to a **\$20 Archive Fee**
- Do not place envelopes inside one another
- We are here to help - simply phone us on **(02) 9499 6555**

Turn over, fold and tear along perforation seal payment in envelope

School: .....

Name: .....

Class: .....

Daytime Phone: .....

Please Circle: Mum and Dad's Order

Mum's Order

Dad's Order

Guardian's Order

## Order Form

	Without Gift Pack	With Gift Pack
Premium Pack	<input type="checkbox"/> QTY \$46	<input type="checkbox"/> QTY \$62
Classic Pack	<input type="checkbox"/> QTY \$44	<input type="checkbox"/> QTY \$60
Value Pack	<input type="checkbox"/> QTY \$42	<input type="checkbox"/> QTY \$58
Essential Pack	<input type="checkbox"/> QTY \$40	<input type="checkbox"/> QTY \$56
Basic Pack	<input type="checkbox"/> QTY \$38	<input type="checkbox"/> QTY \$54
Group Photo Only <small>See image for Example</small>	<input type="checkbox"/> QTY \$28	<input type="checkbox"/> QTY \$44

\$

**Total Enclosed  
NO CHANGE GIVEN**

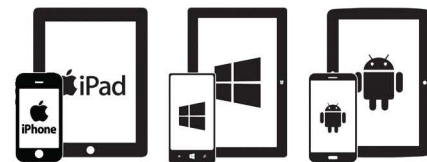
Payment in this envelope is also for:

Name: .....Class: .....

Name: .....Class: .....

No payment is in this envelope, payment included with:  
Name.....Class.....





## How To Install Skoolbag On Your Smartphone

### For iPhone and iPad users:


1. Click the "App Store" icon on your Apple device.
2. Type your school name in the search, using suburb name will help.
3. You will see your school appear, click "Get" then "install".
4. The app is FREE to download.
5. When installed click "Open"
6. Select "OK" to receive push notifications, when asked.
7. Click the "More" button on the bottom right of the App, then "Setup".
8. Toggle on the Push Categories that are applicable for you by tapping the on/off switch.



### For Android users:

You must first have signed up with a Google Account before installing the app.

1. Click the "Play Store" button on your Android Device
2. Click the magnifying glass icon at the top and type in your school name, using suburb name will help.
3. Click the school name when it appears in the search.
4. Click the "Install" button.
5. Click "Accept" for various permissions (please note, we do not modify any of your personal data on your device).
6. Click "Open" when installed.
7. Click the "More" button on the bottom right of the App, then "Setup".
8. Toggle on the Push Categories that are applicable for you by tapping the on/off switch.




Please Note: Some brands of Android phones need the setting in "Notification Manager" changed to "Allow" instead of "Notify" in order for the push notifications to work. The phone must also be running at least version 4 system software to run the app.


### For Windows 8.1 Phone and Windows 8.1 or 10 device users:

1. Go to the Windows Store on your 8.1 Windows Phone or Windows 8.1/10 Device
2. Search for "Skoolbag" in the keyword app search
3. Install the Skoolbag app
4. Find your school either by using the keyword search or location service.
5. Click the "Pin" icon to pin the school tile to your Windows Phone home screen.
6. Click the "More" button on the bottom right of the App, then "Setup"
7. Toggle the Push Categories that are applicable to you by tapping the on/off switch.

Please Note: The Skoolbag Windows App is for 8.1 version Windows Phones, or Windows 8.1 and 10 devices.



# ACTIVE KIDS ARE SMARTER KIDS



**WALK SAFELY  
TO SCHOOL DAY**

**FRIDAY 18 MAY 2018**



**Until they're ten, children must always hold  
an adult's hand when crossing the road**

**WALK.COM.AU**





# Seminar

## Understanding the Process of Annulment of Marriage within the Catholic Church

Brought to you by Solo Parent Services (CatholicCare Western Sydney and Blue Mountains)  
and the Catholic Tribunal Office Parramatta Diocese

**Date: Wednesday 16th May 2018**

**Time: 7pm –9pm**

**Venue: St. Patrick's Cathedral - Parish Hall**  
**Cnr Marist Place and Victoria Rd (On site parking via Victoria Rd)**  
**Parramatta**

Marriage breakdown is usually a traumatic experience for all concerned.

The Church reaches out in support of those whose marriage has broken down, while upholding the permanence of a true Christian marriage.

Many separated and divorced people and their families wonder about their status within the Catholic Church, and begin to ask such questions as ...

What is the basis for an annulment?

How does an annulment differ from a divorce?

How long does it take?

Are children of a marriage declared null considered illegitimate?

At this Seminar you will have the opportunity to have these and other questions clearly answered.



### PRESENTERS

Catholic Tribunal Office  
Parramatta

### REGISTRATION ESSENTIAL

Contact Rita  
Solo Parent Services  
Ph. 8843 2575  
or  
[soloparentservices@ccss.org.au](mailto:soloparentservices@ccss.org.au)



**CatholicCare**  
WESTERN SYDNEY  
AND THE BLUE MOUNTAINS